

Environmental Management Report Pakenham Quarry

For period 14th December 2008 – 14th January 2008



Compiled by
Damien Vardy

Abstract

As the content of this report demonstrates, Cemex Pakenham has implemented a systematic, whole of site approach to environmental management and compliance with conditions of the *Mt Shamrock Quarry Environmental Management Plan Version 1: 18 January 2008*. All employees and contractors on site are aware of the necessity to conduct operations with minimal disruption to the environment and the local community. Monitoring results reflect this commitment by complying with and surpassing the standards required. The site is on track in relation to scheduled works as per the Environmental Management Plan. All non-compliances and complaints have been documented and any appropriate remedies actioned.

This report provides graphical summaries of all results obtained during the relevant monitoring period. These graphical summaries indicate averages and data trends. Any results obtained that fall outside the required standards are reported in the *Non-Compliances* section.

Activity Synopsis

- Sales and Production low for this period (Christmas shutdown) – 35,000t sold and 66,000t produced during this report period.
- A bulk oil distribution system has been installed. This will result in significant reductions in waste relating to oil drums, and safety risk reduction.
- Redesign and rebuild of conveyor 12 (C12) chute work resulting in a significant reduction of dust emissions from the screen-house building.

EMP Variances

Variance	Reason
Weather Monitoring Station not installed in pit manager's office. (2.1.3)	Installation of infrastructure underway. Awaiting IT support and hardware to finalise installation.
No dust monitoring (other than depositional monthly) in place. (2.1.4)	Installation of infrastructure underway. Awaiting IT support and hardware to finalise installation.

Non-Compliances and Complaints

There were no results obtained during this reporting period that did not fall within the standards set out in *Mt Shamrock Quarry Environmental Management Plan Version 1: 18 January 2008*. There were no complaints received in this reporting period.

Environmental Monitoring Results

Results Synopsis

Results obtained during this period complied with the standards set out in *Mt Shamrock Quarry Environmental Management Plan Version 1: 18 January 2008*. Airborne dust monitoring was limited due to delays in delivery of equipment (refer EMP Variances).

1.1 Rehabilitation and Vegetation

All required actions have been completed in this reporting period.

2.1.4 Air Quality – Dust

Cemex has taken delivery of dust monitoring equipment. There are now significant delays in the installation of the hardware and support systems. This is due to CEMEX not receiving technical specifications relating to the required electrical infrastructure and IT support requirements from the supplier after repeated requests. Depositional results have indicated the dust emissions tabulated below. Where asterisks exist in the table, this indicates the unit was damaged. This damage occurs primarily due to livestock and weather conditions. Fencing around the monitoring units is planned. Measures to increase the robustness of the monitoring devices to withstand extreme weather conditions are being investigated.

		A1	A2	A3	A4	A5	A6	A7
Insoluble	g/m2/month	**	0.9	0.4	<0.1	2.1	2.1	0.8

2.2.4 Operating Noise

All locations returned LAeq levels lower than the standards set out in *Mt Shamrock Quarry Environmental Management Plan Version 1: 18 January 2008*. At the date of this report there had been no complaints in relation to operating noise and therefore no noise level monitoring at a complainant's residence. Refer to Figure 1.1

2.3.4 Blasting

Ground Vibration and Air Blast measurements conducted by specialist consultants were all within required standards as per *Mt Shamrock Quarry Environmental Management Plan Version 1: 18 January 2008*. Refer to Figures 1.2, 1.3.

2.4.4 Surface and Ground Water

Appropriate visual observations were carried out during this period. All observations were in accordance with the standards set out in *Mt Shamrock Quarry Environmental Management Plan Version 1: 18 January 2008*. No discharge occurred during this period.

2.5.4 Slope Stability

Visual inspections of all the landslips in Toomuc Valley have been carried out after each blast. Visual inspections of the Toomuc Valley landslips were also carried out after each instance of heavy rainfall during this period. There were no morphological variances detected in the landslips as a result of these inspections. Visual inspections have been carried out of vegetation in these areas. All vegetation is healthy and growing well.

2.7.4 Traffic Management

Evaluation of trucks leaving the site concluded that there is minimal material being tracked onto public roadways, all loads for the month were covered and correctly loaded. Trucks that were non-compliant were informed and advised that continued non-compliance may result in disciplinary action. Refer Figure 1.4

References

Rinker Australia, 2008, *Mt Shamrock Quarry Environmental Management Plan Version 1: 18 January 2008*, Pakenham



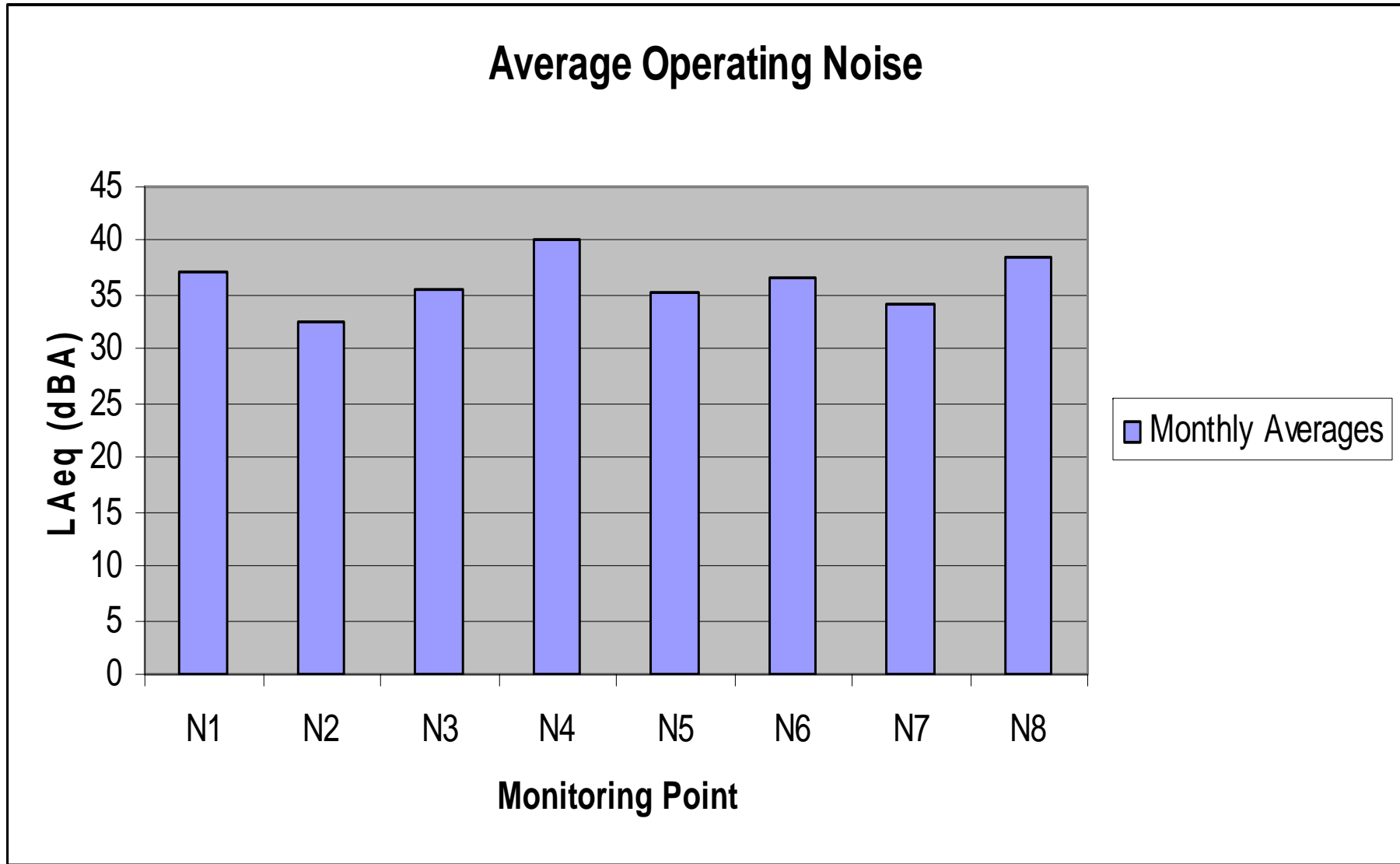


Figure1.1 Average Daily Values for Noise Monitoring of Sensitive Locations

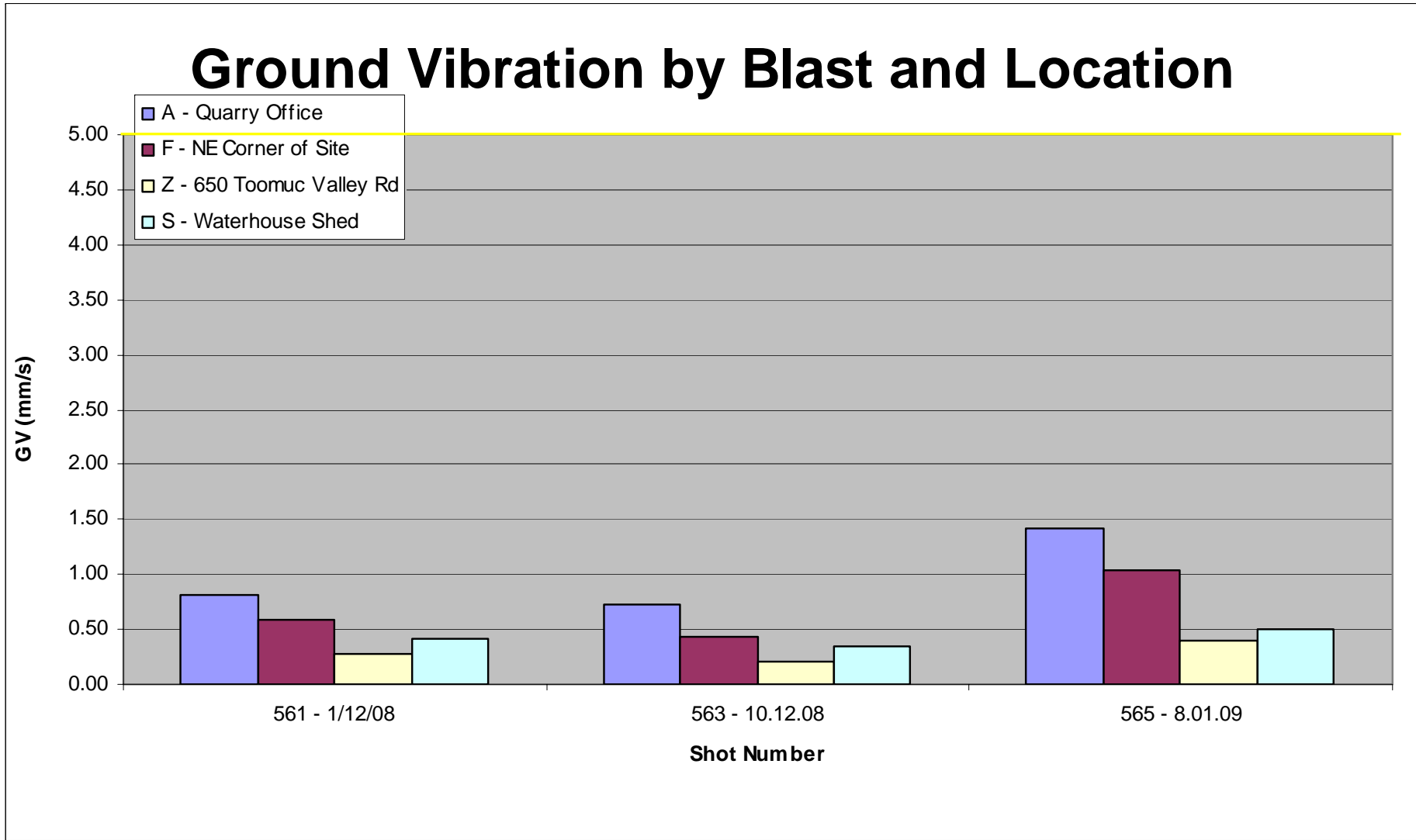


Figure 1.2: Ground Vibration by monitoring location and blast date. (Allowable Limit 5 mm/s)

Air Blast Overpressure by Blast and Location

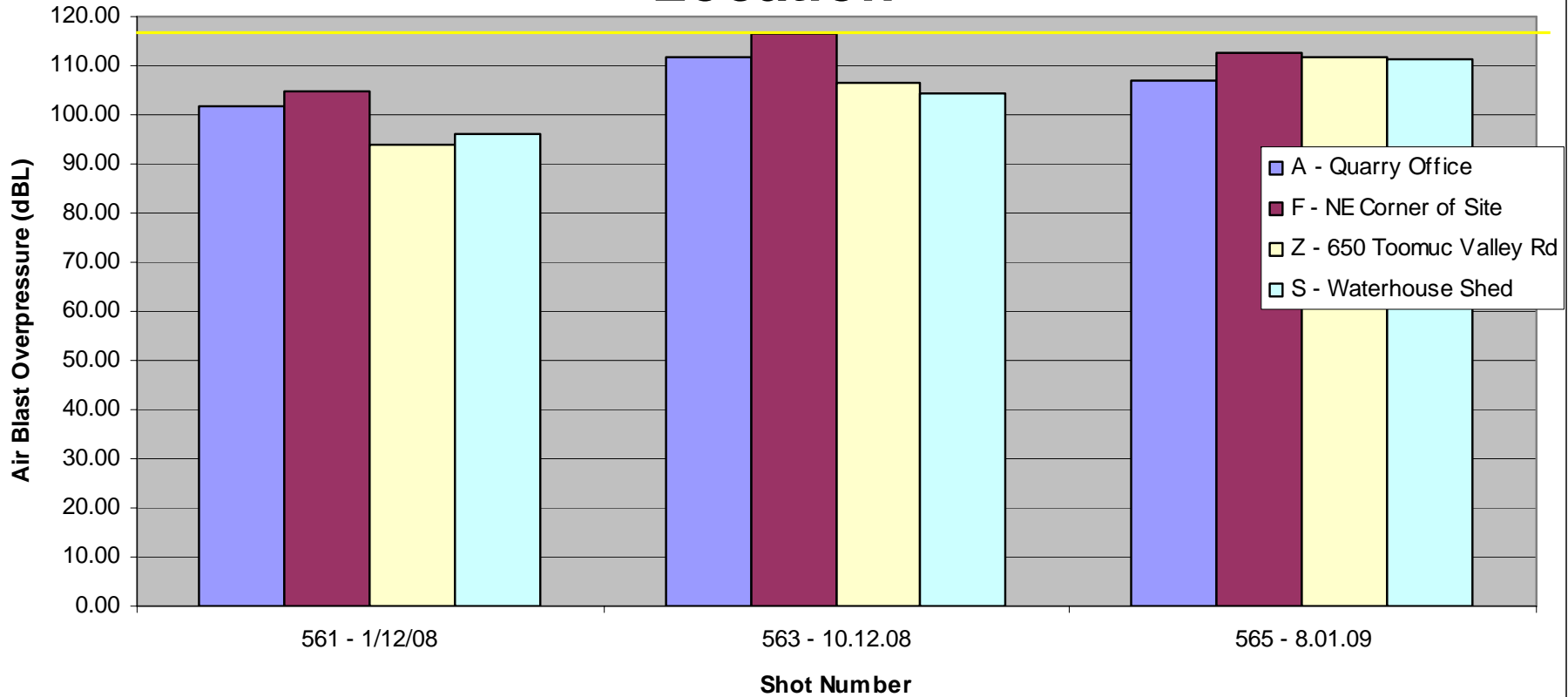


Figure 1.3: Air Blast by Monitoring Location and Blast Date (Allowable Limit 115 dBL in 95% of blasts, 120 dBL in 5% of blasts in 12month period).

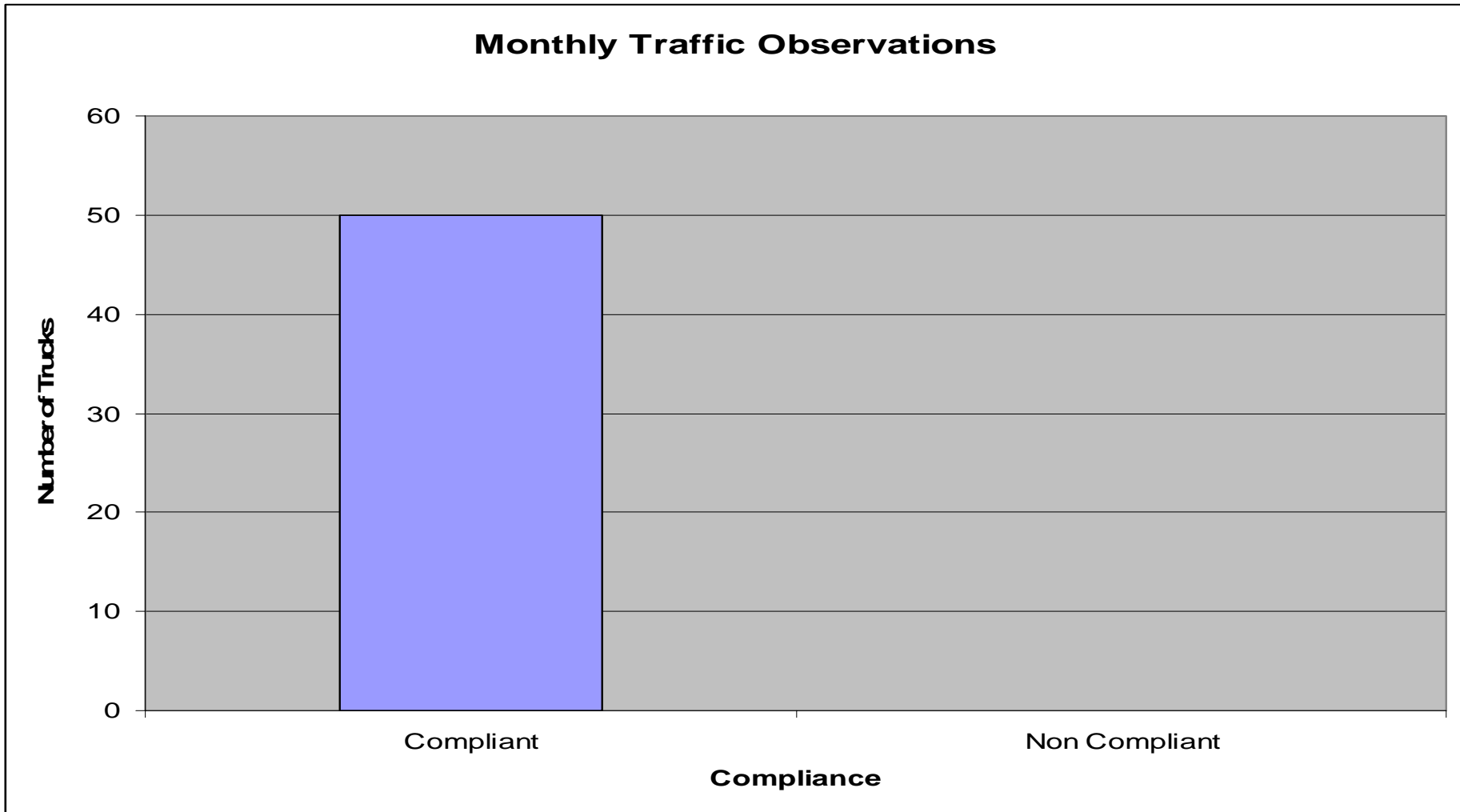


Figure 1.4: Traffic observations for reporting period